

SINLOON®
POWER SEMICONDUCTORS

GS1A ~ GS1M



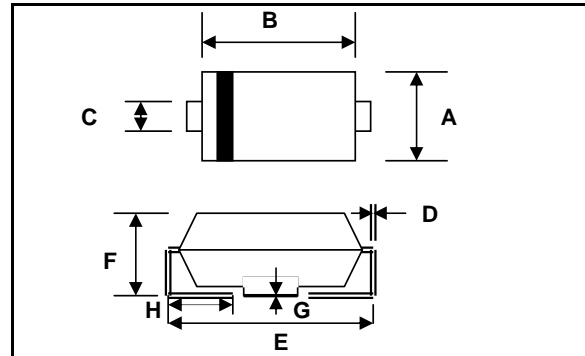
1.0A Surface Mount Glass Passivated Standard Diode

FEATURE

- ◆ Glass Passivated Die Construction
- ◆ Ideally Suited for Automatic Assembly
- ◆ Low Forward Voltage Drop
- ◆ Surge Overload Rating to 30A Peak
- ◆ Low Power Loss
- ◆ Built-in Strain Relief
- ◆ Plastic Case Material has UL Flammability Classification Rating 94V-O

MECHANICAL DATA

- ◆ Case: SMA/DO-214AC, Molded Plastic.
- ◆ Terminals: Solder Plated, Solderable per MIL-STD-750, Method 2026
- ◆ Polarity: Cathode Band or Cathode Notch
- ◆ Marking: Type Number
- ◆ Weight: 0.064 grams (approx)_
- ◆ Lead Free: For RoHS / Lead free Version, Add "LF" suffix to part Number, See page 4.



| SMA/DO-214AC | | |
|----------------------|-------|-------|
| Dim. | Min. | Max. |
| A | 2.50 | 2.90 |
| B | 4.00 | 4.60 |
| C | 1.20 | 1.60 |
| D | 0.152 | 0.305 |
| E | 4.80 | 5.28 |
| F | 2.00 | 2.44 |
| G | 0.051 | 0.203 |
| H | 0.76 | 1.52 |
| All Dimensions in mm | | |

MAXIMUM RATINGS AND ELECTRICAL CHARACTERISTICS @TA = 25°C unless otherwise specified

| Characteristic | Symbol | GS1A | GS1B | GS1D | GS1C | GS1J | GS1K | GS1M | Unit |
|--|-----------------|-------------|------|------|------|------|------|------|------|
| Peak Repetitive Reverse Voltage | VRRM | | | | | | | | |
| Working Peak Reverse Voltage | VRWM | 50 | 100 | 200 | 400 | 600 | 800 | 1000 | V |
| DC Blocking Voltage | VR | | | | | | | | |
| RMS Reverse Voltage | VR(RMS) | 35 | 70 | 140 | 280 | 420 | 560 | 700 | V |
| Average Rectified Output Current @T _L =100°C | IO | 1.0 | | | | | | | A |
| Non-Repetitive Peak Forward Surtge Current 8.3ms Single half sine-wave superimposed on rated load (JEDEC Method) | IFSM | 30 | | | | | | | A |
| Forward Voltage @I _F =2.0A | VFM | 1.10 | | | | | | | V |
| Peak Reverse Current @TA=25°C | IRM | 5.0 | | | | | | | μA |
| At Rated DC Blocking Voltage @TA=125°C | | 200 | | | | | | | |
| Reverse Recovery Time (Note 1) | T _{rr} | 2.5 | | | | | | | μS |
| Typical Junction Capacitance (Note 2) | C _j | 15 | | | | | | | pF |
| Typical Thermal Resistance (Note 3) | RθJL | 30 | | | | | | | °C/W |
| Operating and Storage Temperature Range | TJ, TSTG | -65 to +175 | | | | | | | °C |

- Note:**
- 1). Measured with I_F = 0.5A, I_R=1.0A, I_{rr} = 0.25A
 - 2). Measured at 1.0MHz and applied reverse voltage of 4.0V DC
 - 3). Mounted on P.C. Board with 8.0mm² land area.

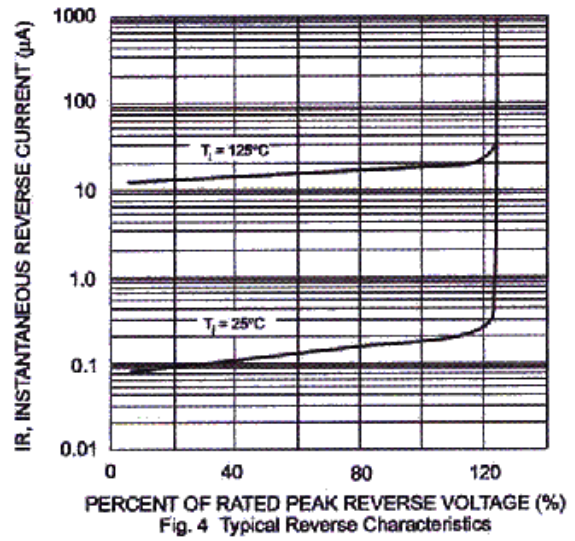
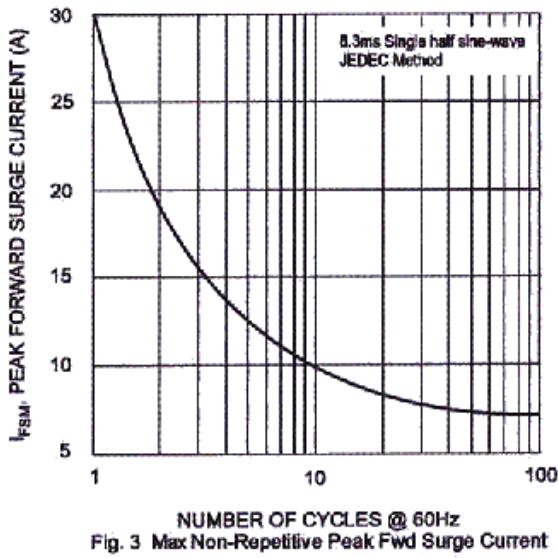
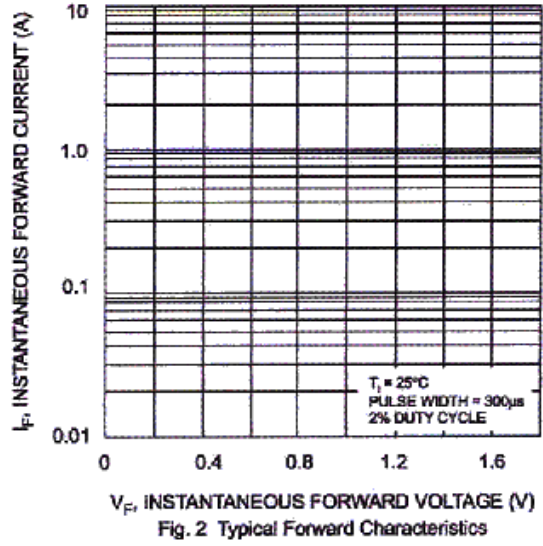
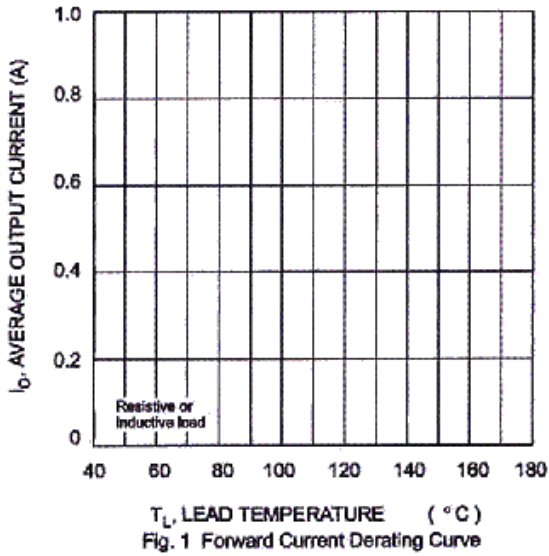


SINLOON®
POWER SEMICONDUCTOR

GS1A - GS1M



1.0A Surface Mount Glass Passivated Standard Diode





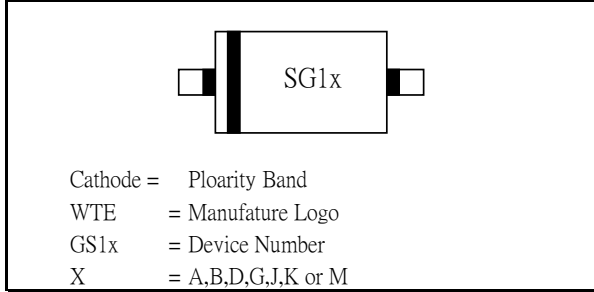
SINLOON®
POWER SEMICONDUCTOR

GS1A ~ GS1M

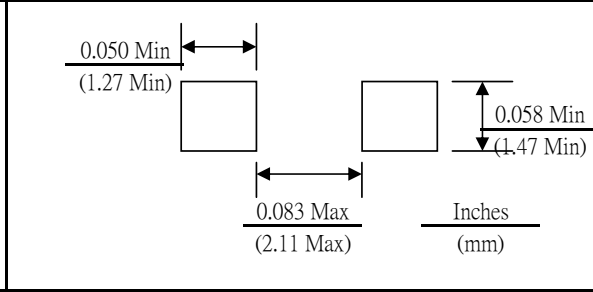


1.0A Surface Mount Glass Passivated Standard Diode

MARKING INFORMATION

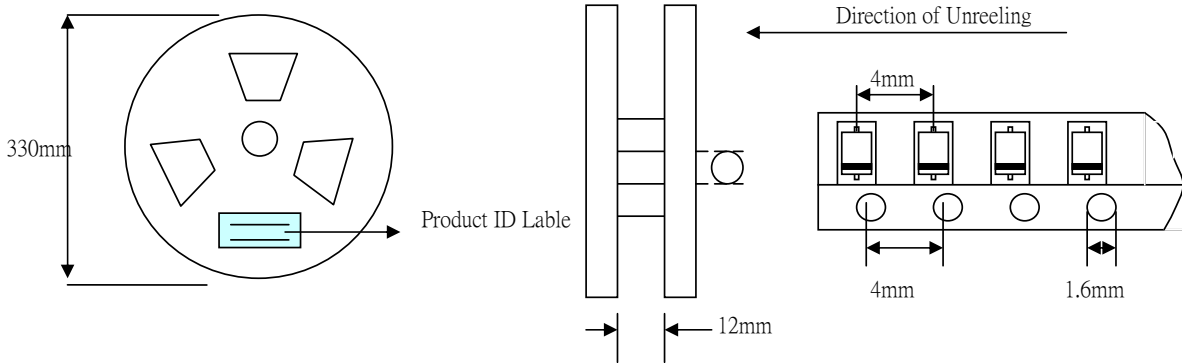


RECOMMENDED FOOTPRINT



<http://www.mayloon.com>

MARKING INFORMATION



| Reel Diameter (mm) | Quantity (PCS) | Inner box Size LxWxH (mm) | Quantity (PCS) | Carton Size LxWxH (mm) | Quantity (PCS) | Approx Gross Weight (KG) |
|--------------------|----------------|---------------------------|----------------|------------------------|----------------|--------------------------|
| 330 | 5,000 | 340x337x45 | 10,000 | 370x370x420 | 80,000 | 14.0 |

- Note: 1). Paper reel, white or gray color.
2). Components are packed in accordance with EIA standard 481-1 and 481-2.

ORDERING INFORMATION

| Product No. | Package Type | Shipping Quantity |
|-------------|--------------|-------------------|
| GS1A-T3 | SMA | 5000/Tape & Reel |
| GS1B-T3 | SMA | 5000/Tape & Reel |
| GS1D-T3 | SMA | 5000/Tape & Reel |
| GS1G-T3 | SMA | 5000/Tape & Reel |
| GS1J-T3 | SMA | 5000/Tape & Reel |
| GS1T-T3 | SMA | 5000/Tape & Reel |
| GS1M-T3 | SMA | 5000/Tape & Reel |

- 1). Shipping quantity given in minimum packing quantity only, for minimum order quantity, please consult the Sales Department.
2). To order RoHS /Lead Free version (with Lead Free finish), add "LF" suffix to part number above, for example, GS1A-T3-LF.