



ShoeBox  
 Light



**IP65**

**01** PARAMETER

DESCRIPTION

- Fixtures are cost-effective multi-use site and area lights. Available in multiple lumen packages with precision optics and flexible mounting options for a variety of outdoor applications.

LISTINGS

- ETL DLC CE listed
- IP65 Rated-protected from total dust ingress; protected from low-pressure water jets from any direction.
- 130LM/W ultra-high efficiency delivers superior performance over legacy highbays
- Easy installation. 4 kinds of mounting methods available.

PERFORMANCE

- Rated lifetime L70: 50,000 hours
- 3000-6500K CCT
- CRI: 80
- 13000Lm@100W(130lm/w)
- 19500Lm@150W(130lm/w)
- 26000Lm@200W(130lm/w)
- 39000Lm@300W(130lm/w)

ELECTRICAL

- Input Voltage: AC100-277V 50/60Hz
- Photocell or Microwave sensor
- Driver Efficiency: >90%      ● Beam Angle: Type II / Type III / Type V
- Power Factor: >0.95      ● THD<15%
- Optional Accessory: Photocell Sensor / Microwave motion sensor

THERMAL

- -35°C ~ +55°C operating temperature
- -20°C ~ +70°C storage temperature

CONSTRUCTION


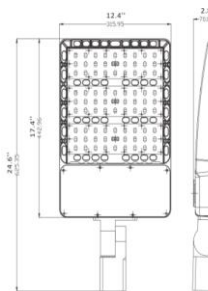
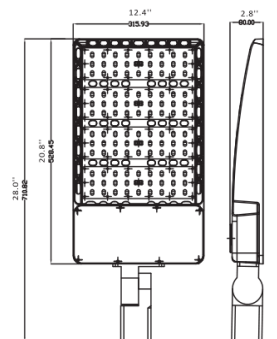
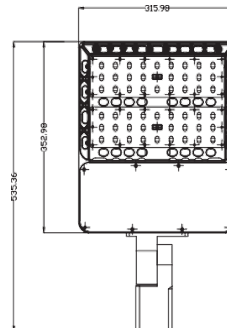
- Lightweight construction allows for quick and easy installation
- Diecast aluminum body with durable powder coat finish Durable



Photocell Sensor



Microwave Motion Sensor



APPLICATIONS

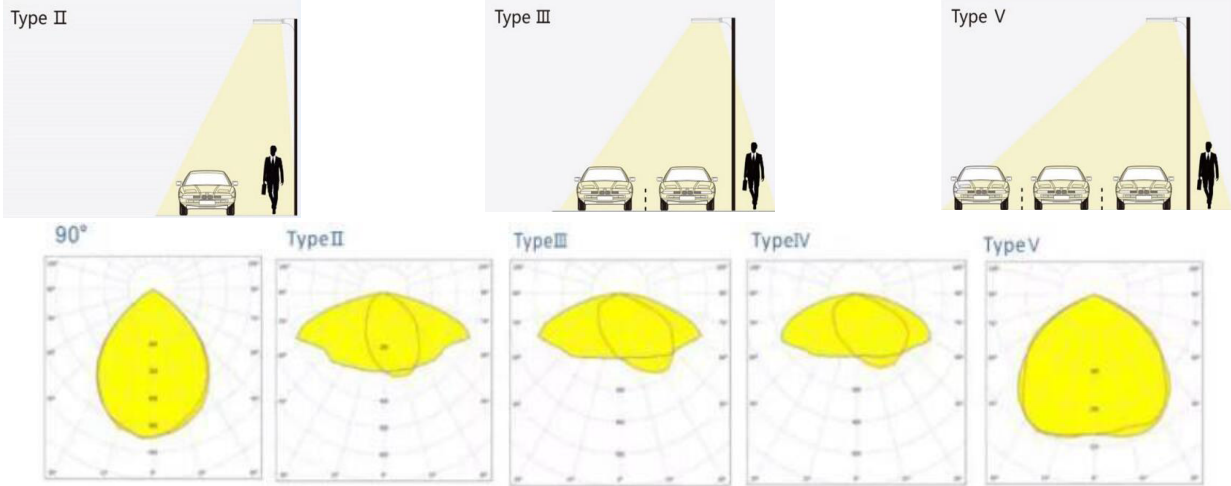
- Area security lighting
- Building facades
- Streetscapes
- Parking Areas
- Automotive Dealerships
- Signs
- Campuses
- Entryways
- Airport
- Roadways

**IP65**

02 PERFORMANCE SUMMARY

Item	Watts	Lumens	LPW	CCT	CRI	OPTIONAL	INPUT	SIZE	IP Range
MDL-STXH50W	50W	6,000	120	3000K-6500K	80+	Photocell	100-277V	550*320*80mm	IP65
MDL-STXH100W	100W	13,000	130	3000K-6500K	80+	Photocell	100-277V	550*320*80mm	IP65
MDL-STXH150W	150W	19,500	130	3000K-6500K	80+	Photocell	100-277V	550*320*80mm	IP65
MDL-STXH200W	200W	26,000	130	3000K-6500K	80+	Photocell	100-277V	650*320*80mm	IP65
MDL-STXH300W	300W	39,000	130	3000K-6500K	80+	Photocell	100-277V	720*320*80mm	IP65

03 PHOTOMETRIC DIAGRAM



04 INSTALLATION

1.Slip Fitter

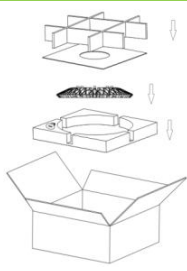
2.Trunnion

3.Wall Mounting

4.Arm

Slip Fitter Trunnion Arm(Adjustable) Adapter

05 PACKAGING



Item	50W/100W	150W	200W	300W
Outer Carton (L*W*H)	L605*W370*H135mm	L605*W370*H135mm	L700*W370*H135mm	L780*W370*H150mm
N.W. (Kgs)	4.85	5.2	7.85	9.5
G.W. (Kgs)	6	6.9	8.6	9.88
Q'ty/CTN	1pc	1pc	1pc	1pc
20GP	860pc	860pc	743pc	591pc
40HQ	2252pc	2252pc	1943pc	1545pc