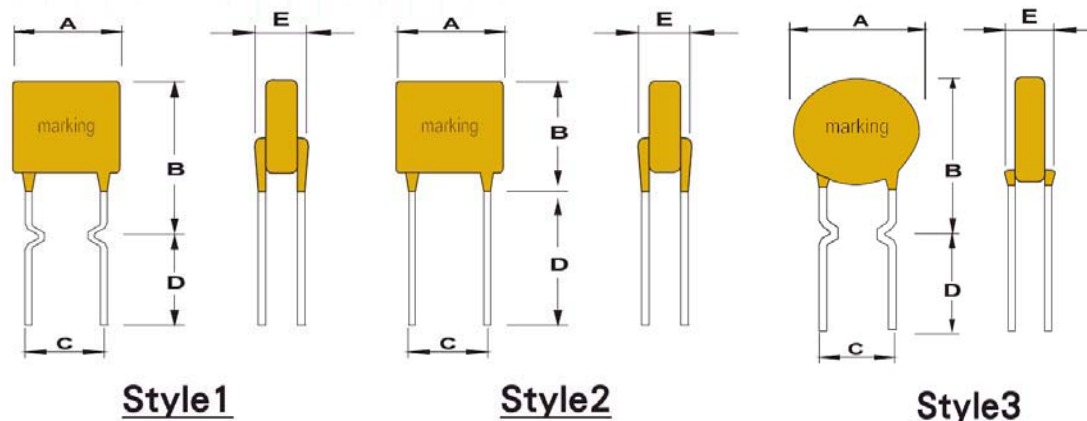


## PPTC RESETTABLE FUSE

## Radial Leaded-RDL 16V Series

### Construction and Dimension:



Unit:mm

Model	A Max.	B Max.	C		D Min.	E Max.	Physical characteristics		
			Nom.	Tol.±			Style	Lead	Material
RDL16V070	7.0	11.2	5.1	0.7	7.6	3.1	1	0.51 dia.	Sn/CuFe
RDL16V075	7.0	11.5	5.1	0.7	7.6	3.1	3	0.51 dia.	Sn/CuFe
RDL16V090	7.4	12.2	5.1	0.7	7.6	3.1	1	0.51 dia.	Sn/CuFe
RDL16V110	7.4	14.2	5.1	0.7	7.6	3.1	1	0.51 dia.	Sn/CuFe
RDL16V120	7.4	13.4	5.1	0.7	7.6	3.1	3	0.51 dia.	Sn/CuFe
RDL16V135	7.4	14.2	5.1	0.7	7.6	3.1	1	0.51 dia.	Sn/CuFe
RDL16V155	7.9	13.7	5.1	0.7	7.6	3.1	3	0.51 dia.	Sn/CuFe
RDL16V160	7.4	14.2	5.1	0.7	7.6	3.1	1	0.51 dia.	Sn/CuFe
RDL16V185	7.4	14.2	5.1	0.7	7.6	3.1	1	0.51 dia.	Sn/CuFe
RDL16V250	8.9	13.5	5.1	0.7	7.6	3.1	1	0.51 dia.	Sn/CuFe
RDL16V300	8.5	11.0	5.1	0.7	7.6	3.1	2	0.81 dia.	Sn/Cu
RDL16V400	8.9	12.8	5.1	0.7	7.6	3.1	2	0.81 dia.	Sn/Cu
RDL16V450	8.9	13.2	5.1	0.7	7.6	3.1	2	0.81 dia.	Sn/Cu
RDL16V500	10.4	13.3	5.1	0.7	7.6	3.1	2	0.81 dia.	Sn/Cu
RDL16V55	10.4	14.3	5.1	0.7	7.6	3.1	2	0.81 dia.	Sn/Cu
RDL16V600	11.4	17.1	5.1	0.7	7.6	3.1	2	0.81 dia.	Sn/Cu
RDL16V650	11.4	19.7	5.1	0.7	7.6	3.1	2	0.81 dia.	Sn/Cu
RDL16V700	14.0	19.7	5.1	0.7	7.6	3.1	2	0.81 dia.	Sn/Cu
RDL16V750	14.0	19.9	5.1	0.7	7.6	3.1	2	0.81 dia.	Sn/Cu
RDL16V80	14.0	20.9	5.1	0.7	7.6	3.1	2	0.81 dia.	Sn/Cu
RDL16V900	14.0	21.9	5.1	0.7	7.6	3.1	2	0.81 dia.	Sn/Cu
RDL16V1000	16.5	24.9	5.1	0.7	7.6	3.1	2	0.81 dia.	Sn/Cu
RDL16V1100	17.0	25.0	5.1	0.7	7.6	3.1	2	0.81 dia.	Sn/Cu
RDL16V1200	19.0	27.2	10.2	0.7	7.6	3.1	2	1.0 dia.	Sn/Cu
RDL16V1300	21.6	29.2	10.2	0.7	7.6	3.1	2	1.0 dia.	Sn/Cu
RDL16V1400	22.5	27.7	10.2	0.7	7.6	3.1	2	1.0 dia.	Sn/Cu
RDL16V1500	24.1	28.7	10.2	0.7	7.6	3.1	2	1.0 dia.	Sn/Cu

## PPTC RESETTABLE FUSE

## Radial Leaded-RDL 16V Series

### Construction and Dimension:

### Electrical Characteristics at 23°C:

Model	V Max. (Volts)	I Max. (Amps)	I hold (Amps)	I trip (Amps)	R min (Ω)	R min (Ω)	R1 max (Ω)	P(d) (Watts)
RDL16V070	16	40	0.70	1.40	0.130	0.300	0.500	1.2
RDL16V075	16	40	0.75	1.50	0.090	0.200	0.400	1.2
RDL16V090	16	40	0.90	1.80	0.070	0.130	0.300	1.4
RDL16V110	16	40	1.10	2.20	0.050	0.120	0.200	1.6
RDL16V120	16	40	1.20	2.40	0.040	0.110	0.170	1.6
RDL16V135	16	40	1.35	2.70	0.040	0.090	0.150	1.6
RDL16V155	16	40	1.55	3.10	0.030	0.080	0.140	1.8
RDL16V160	16	40	1.60	3.20	0.030	0.080	0.140	1.8
RDL16V185	16	40	1.85	3.70	0.025	0.070	0.130	2.0
RDL16V250	16	40	2.50	5.00	0.020	0.050	0.100	2.0
RDL16V300	16	100	3.00	6.00	0.020	0.050	0.100	2.3
RDL16V400	16	100	4.00	8.00	0.013	0.030	0.075	2.4
RDL16V450	16	100	4.50	9.00	0.010	0.030	0.065	2.4
RDL16V500	16	100	5.00	10.00	0.010	0.025	0.050	2.6
RDL16V55	16	100	5.50	11.00	0.008	0.020	0.035	2.6
RDL16V600	16	100	6.00	12.00	0.006	0.018	0.030	2.8
RDL16V650	16	100	6.50	13.00	0.006	0.015	0.026	2.8
RDL16V700	16	100	7.00	14.00	0.006	0.013	0.022	3.0
RDL16V750	16	100	7.50	15.00	0.005	0.012	0.020	3.0
RDL16V80	16	100	8.00	16.00	0.005	0.012	0.020	3.2
RDL16V900	16	100	9.00	18.00	0.004	0.009	0.015	3.3
RDL16V1000	16	100	10.00	20.00	0.003	0.008	0.015	3.5
RDL16V1100	16	100	11.00	22.00	0.003	0.008	0.013	3.7
RDL16V1200	16	100	12.00	24.00	0.003	0.007	0.010	4.2
RDL16V1300	16	100	13.00	26.00	0.002	0.006	0.010	4.6
RDL16V1400	16	100	14.00	28.00	0.002	0.006	0.0085	4.6
RDL16V1500	16	100	15.00	30.00	0.002	0.006	0.0085	4.6

## PPTC RESETTABLE FUSE

## Radial Leaded-RDL 16V Series

### Construction and Dimension:

### Thermal Derating Chart

Unit:Amps

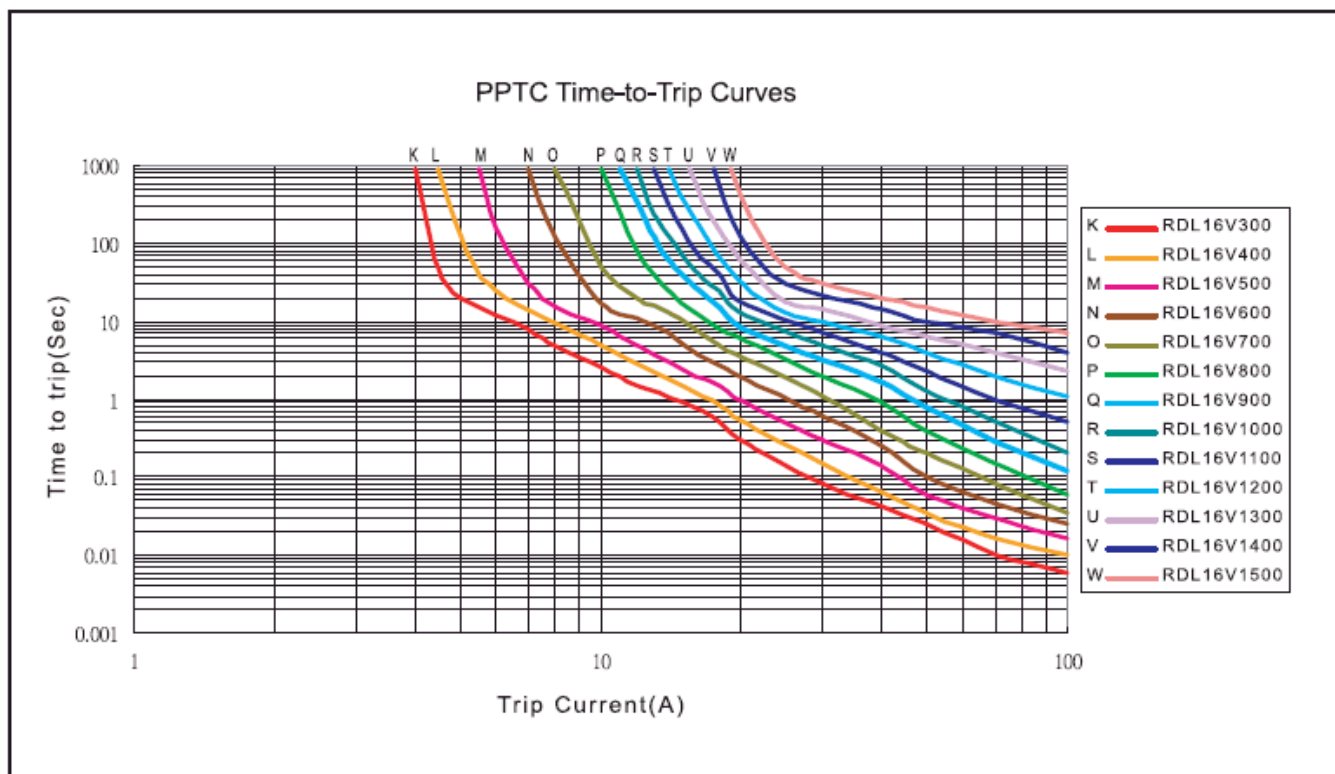
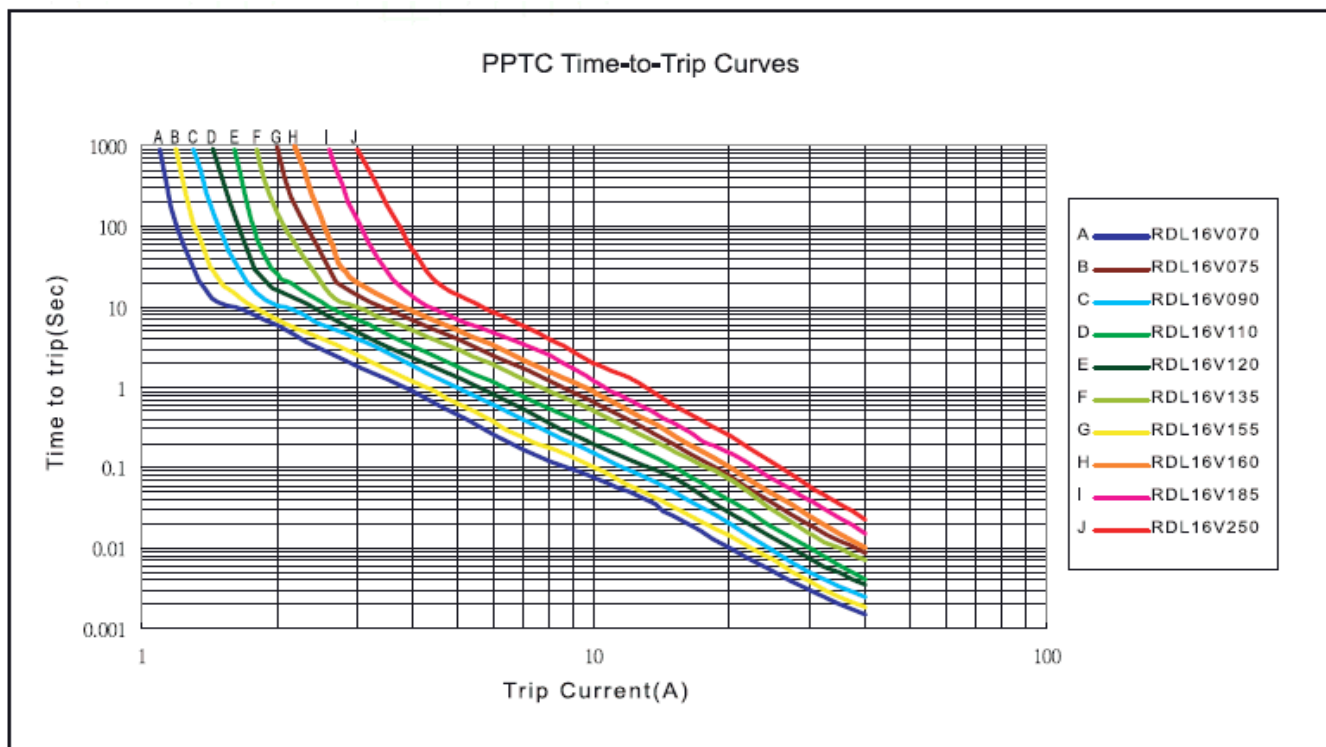
TEMP(C <sup>0</sup> )	-40	-20	0	23	40	50	60	70	85
RDL16V070	0.90	0.84	0.77	0.70	0.56	0.50	0.45	0.38	0.31
RDL16V075	1.10	0.98	0.87	0.75	0.63	0.55	0.50	0.45	0.38
RDL16V090	1.40	1.25	1.15	0.90	0.75	0.65	0.57	0.50	0.38
RDL16V110	1.60	1.45	1.30	1.10	0.95	0.85	0.75	0.70	0.55
RDL16V120	1.70	1.55	1.38	1.20	1.00	0.87	0.78	0.72	0.63
RDL16V135	1.90	1.78	1.55	1.35	1.10	0.99	0.91	0.79	0.67
RDL16V155	2.13	1.91	1.75	1.55	1.28	1.16	1.05	0.97	0.85
RDL16V160	2.22	2.02	1.83	1.60	1.27	1.2	1.02	0.92	0.81
RDL16V185	2.55	2.34	2.10	1.85	1.52	1.40	1.15	1.05	0.93
RDL16V250	3.45	3.05	2.75	2.50	1.95	1.85	1.65	1.45	12.5
RDL16V300	4.20	3.75	3.40	3.00	2.42	2.23	1.94	1.75	1.41
RDL16V400	5.50	4.90	4.40	4.00	3.10	2.95	2.65	2.30	1.90
RDL16V450	6.20	5.65	5.17	4.50	3.55	3.25	2.98	2.75	2.23
RDL16V500	6.95	6.20	5.55	5.00	4.05	3.70	3.35	3.05	2.60
RDL16V55	7.65	6.85	6.10	5.50	4.35	3.97	3.58	3.12	2.72
RDL16V600	8.40	7.60	6.70	6.00	4.60	4.30	3.80	3.35	2.80
RDL16V650	8.97	8.13	7.25	6.50	5.03	4.68	4.05	3.65	3.03
RDL16V700	9.81	8.70	7.70	7.00	5.50	5.00	4.35	3.95	3.30
RDL16V750	10.15	8.95	8.35	7.50	5.95	5.35	4.75	4.15	3.55
RDL16V80	10.50	9.25	8.75	8.00	6.30	5.70	4.95	4.40	3.75
RDL16V900	13.00	11.45	10.10	9.00	7.05	6.45	5.70	4.90	4.15
RDL16V1000	14.05	12.25	11.15	10.00	7.95	7.15	6.45	5.65	4.75
RDL16V1100	15.00	13.35	12.50	11.00	9.00	8.00	7.15	6.40	5.20
RDL16V1200	16.25	14.85	13.75	12.00	9.65	8.55	7.65	6.85	5.75
RDL16V1300	17.55	16.30	14.65	13.00	10.40	9.15	8.05	7.15	6.10
RDL16V1400	18.85	17.45	15.35	14.00	10.05	9.95	8.75	7.75	6.75
RDL16V1500	20.25	18.75	17.00	15.00	12.25	10.95	9.55	8.53	7.35

# PPTC RESETTABLE FUSE

# Radial Leaded-RDL 16V Series

## Construction and Dimension:

## Typical Time to Trip Curves at 23°C:



## PPTC RESETTABLE FUSE

### Definition of Electrical Characteristics

- $V_{max}$  : Maximum voltage the device can withand without damage at rated current.
- $I_{max}$  : Maximum fault current the device can withand without damage at rated voltage.
- $I_{hold}$  : Hold current; Maximum current at which the device will not trip in 23°C still air.
- $I_{trip}$  : Trip current; Minimum current at which the device will trip in 23°C still air.
- $R_{min}$  : Minimum device resistance in initial state at 23°C.
- $R_{max}$  : Maximum device resistance in initial state at 23°C.
- $R1_{max}$  : Maximum device resistance at 23°C measured 1 hours after tripping.
- $P(d)$  : Maximum power dissipated from device when in the tripped state in 23°C still air.

### Test and Environmental Characteristics

Items	Specification/Condition	Accept Criteria
Initial resistance	In still air at 23°C	$R_{min} \leq R \leq R_{max}$
Time to trip	At specified current, $V_{max}$ at 23°C	Refer to time-to-trip chart
Hold current	30 min., at $I_{hold}$	No trip
Trip endurance	$V_{max}$ , $I_{max}$ , 100 cycles	No arcing or burning
Trip aging	$V_{max}$ , 48 hours	No arcing or burning
Max.device surface temp.	In tripped state	125°C max.
Passive aging	85°C, 1000 hours	± 10% typical resistance change
Humidity aging	85°C, 85% RH, 1000 hours	± 10% typical resistance change
Thermal shock	85°C/-40°C, 10 times	+5 ~ -20% typical resistance change

### Product Packing Specifications

Type	Series	Model	Packaging type	Quantity	
Radial-led type	RDL06V	090 ~ 110	Reel packaging Ammo packaging	3000 / pack	
		RDL30V		135 ~ 185	2000 / pack
				250 ~ 400	1500 / pack
	RDL60V	010 ~ 050		3000 / pack	
		065 ~ 075		2000 / pack	
		090 ~ 185		1500 / pack	
SMD type	2920SMD	All models	Reel Packaging	2000 / pack	
	1812SMD			1500 / pack	
	1206SMD			3000 / pack	
	0805SMD			3000 / pack	

\* Basic Packaging unit for radial-led type and strap type is 500 pcs/bag.

Radial-Leaded Type Part Number:

- (1) RDL = Radial Led Type.
- (2) 06V = Product Series Defined by max voltage ( $V_{max}$ ) 06V, 16V, 30V, 60V.
- (3) 010 = Hold Current  $I_{hold}$