



SINLOON®
POWER SEMICONDUCTOR

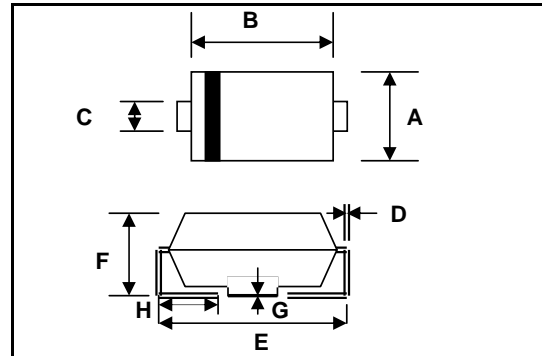
SS12 ~ S100



1.0A Surface Mount Schottky Barrier Diode

FEATURE

- ◆ Schottky Barrier Chip
- ◆ Ideally Suited for Automatic Assembly
- ◆ Low Power Loss, High Efficiency
- ◆ Surge Overload Rating to 30A Peak
- ◆ For Use in Low Voltage Application
- ◆ Guard Ring Die Construction
- ◆ Plastic Case Material has UL Flammability Classification Rating 94V-O



MECHANICAL DATA

- ◆ Case: SMA/DO-214AC, Molded Plastic.
- ◆ Terminals: Solder Plated, Solderable per MIL-STD-750, Method 2026
- ◆ Polarity: Cathode Band or Cathode Notch
- ◆ Marking: Type Number
- ◆ Weight: 0.064 grams (approx)_
- ◆ Lead Free: For RoHS / Lead free Version, Add "LF" suffix to part Number, See page 3.


SMA/DO-214AC		
Dim.	Min.	Max.
A	2.50	2.90
B	4.00	4.60
C	1.20	1.60
D	0.152	0.305
E	4.80	5.28
F	2.00	2.44
G	0.051	0.203
H	0.76	1.52

All Dimensions in mm

MAXIMUM RATINGS AND ELECTRICAL CHARACTERISTICS @TA = 25°C unless otherwise specified

Characteristic	Symbol	SS12	SS13	SS14	SS15	SS16	SS18	SS19	S100	Unit
Peak Repetitive Reverse Voltage	VRRM									
Working Peak Reverse Voltage	VRWM	20	30	40	50	60	80	90	100	V
DC Blocking Voltage	VR									
RMS Reverse Voltage	VR(RMS)	14	21	28	35	42	56	64	71	V
Average Rectified Output Current @TL=100°C	IO	1.0								A
Non-Repetitive Peak Forward Surtge Current 8.3ms Single half sine-wave superimposed on rated load (JEDEC Method)	IFSM	30								A
Forward Voltage @IF=1.0A	VFM	0.50		0.70		0.85				V
Peak Reverse Current @TA=25°C	IRM	0.5								mA
At Rated DC Blocking Voltage @TA=125°C		20								
Reverse Recovery Time (Note 1)	RθJL	28								°C/W
	RθJA	88								
Operating Temperature Range	TJ	-55 to +120								°C
Storage Temperature Range	TSTG	-55 to +150								°C

Note: 1). Mounted on P.C. Board with 5.0mm² copper pad area.

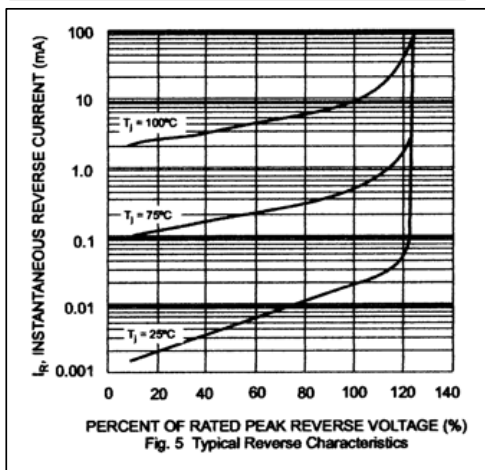
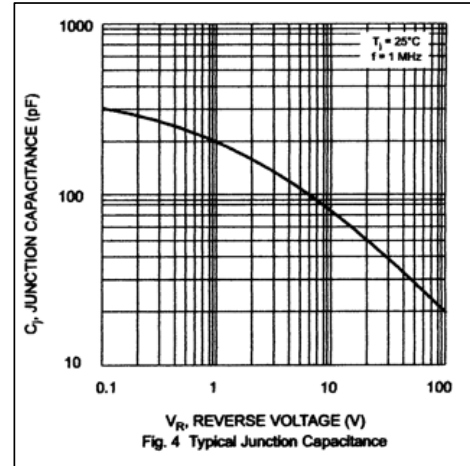
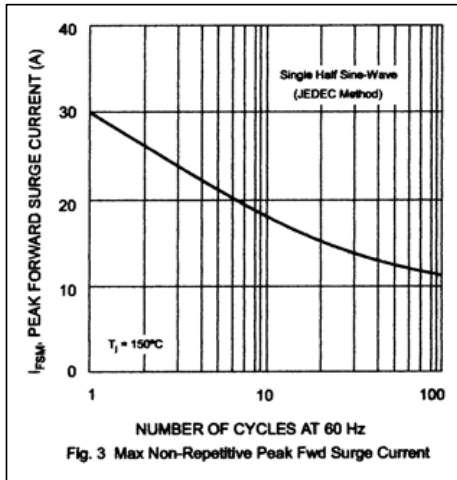
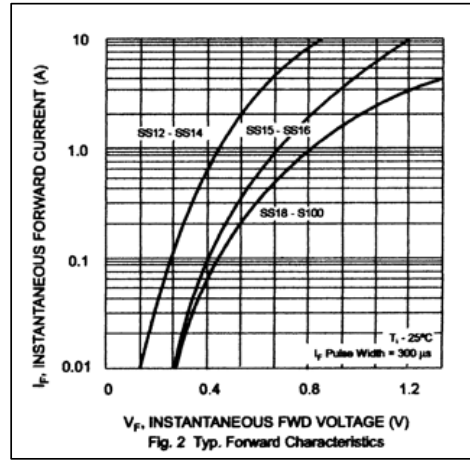
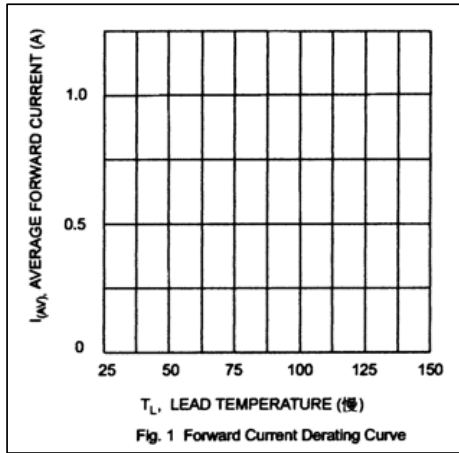



SINLOON®
POWER SEMICONDUCTOR

SS12 ~ S100



1.0A Surface Mount Schottky Barrier Diode





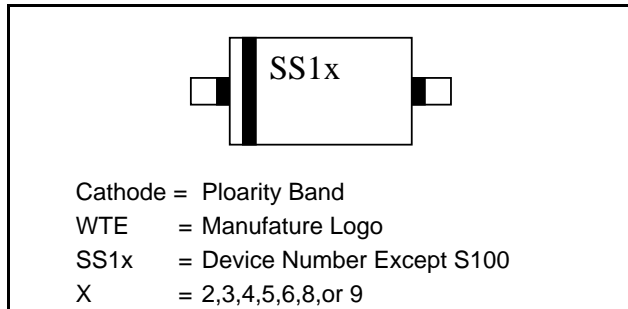
SINLOON®
POWER SEMICONDUCTOR

SS12 ~ S100

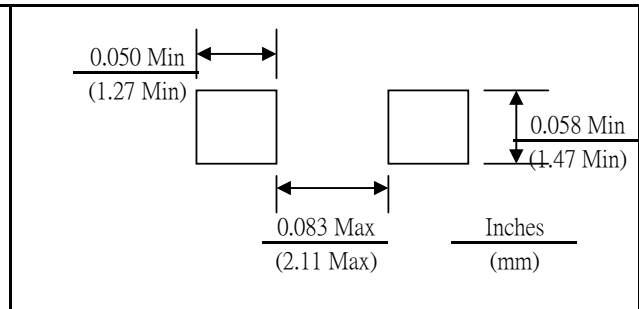


1.0A Surface Mount Schottky Barrier Diode

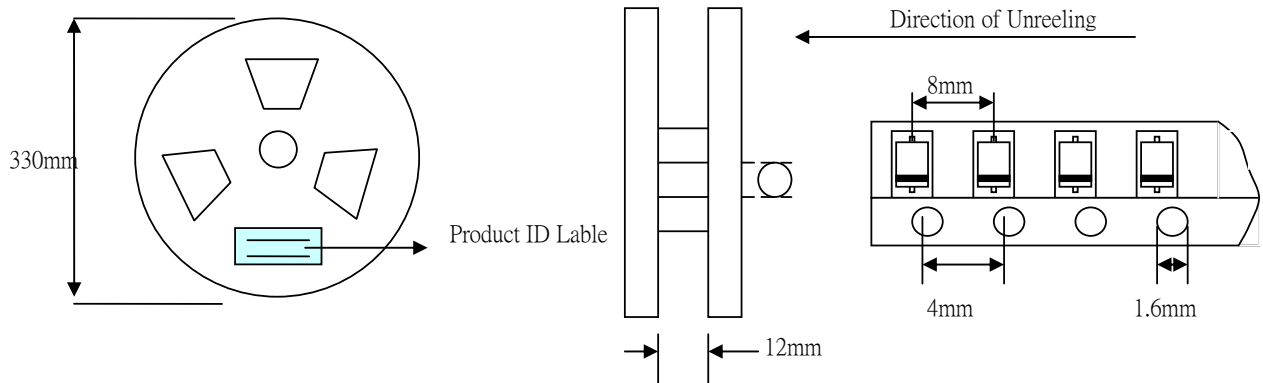
MARKING INFORMATION



RECOMMENDED FOOTPRINT



MARKING INFORMATION



Reel Diameter (mm)	Quantity (PCS)	Inner box Size LxWxH (mm)	Quantity (PCS)	Carton Size LxWxH (mm)	Quantity (PCS)	Approx Gross Weight (KG)
330	7500	340x337x45	15000	370x370x420	120000	17.5

- Note: 1). Paper reel, white or gray color.
2). Components are packed in accordance with EIA standard 481-1 and 481-2.

ORDERING INFORMATION

Product No.	Package Type	Shipping Quantity
SS12-T3	SMA	7500/Tape & Reel
SS13-T3	SMA	7500/Tape & Reel
SS14-T3	SMA	7500/Tape & Reel
SS15-T3	SMA	7500/Tape & Reel
SS16-T3	SMA	7500/Tape & Reel
SS17-T3	SMA	7500/Tape & Reel
SS18-T3	SMA	7500/Tape & Reel
SS19-T3	SMA	7500/Tape & Reel
S100-T3	SMA	7500/Tape & Reel

- 1). Shipping quantity given in minimum packing quantity only, for minimum order quantity, please consult the Sales Department.
2). To order RoHS /Lead Free version (with Lead Free finish), add "LF" suffix to part number above, for example, SS12-T3-LF.