


## SMD Crystal Oscillators - JO3C Series



### 4 Pad Version 3.2×2.5 mm

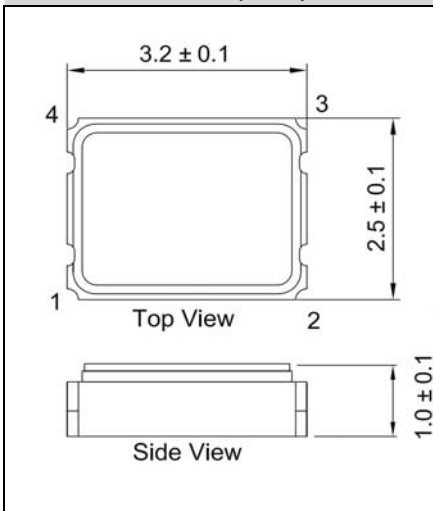
- High stability, Low Jitter.
- High precision characteristics covering up to wide frequency range.
- Supply voltage range : 1.8V ~ 3.3V.
- Tri-State function standard.
- RoHS Compliant /Pb Free.

### Standard Specification

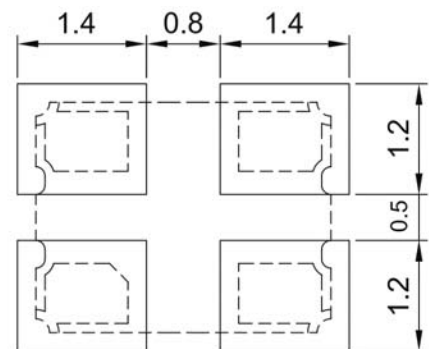
PARAMETERS	Sign	SPECIFICATION 规格
Frequency Range	F0	1~125MHz, 32.768KHz
Oscillation Mode		Fundamental/3rd Overtone
Supply voltage	Vdd	1.8V、2.5V、2.8V、3.3V
Frequency Stability	FS	±25ppm, ±50ppm, or specify
Input Current	Idd	15mA max.
Operating Temp. Range:	T <sub>OPR</sub>	-10~+70°C to -40~+125°C
Storage Temp. Range:	T <sub>STG</sub>	-55~+125°C
Symmetry		45~55%、40~60%
Rise and Fall Time	Tr/Tf	8ns max. (for MHz)
		200ns max. (for 32.768KHz)
Start-up time		5ms max. (for MHz)
		10ms max. (for 32.768KHz)
Aging (at 25°C)		±3ppm/year max.

© All specification subject change without notice.

### Dimensions (mm)



### Solder Pad Layout (mm)

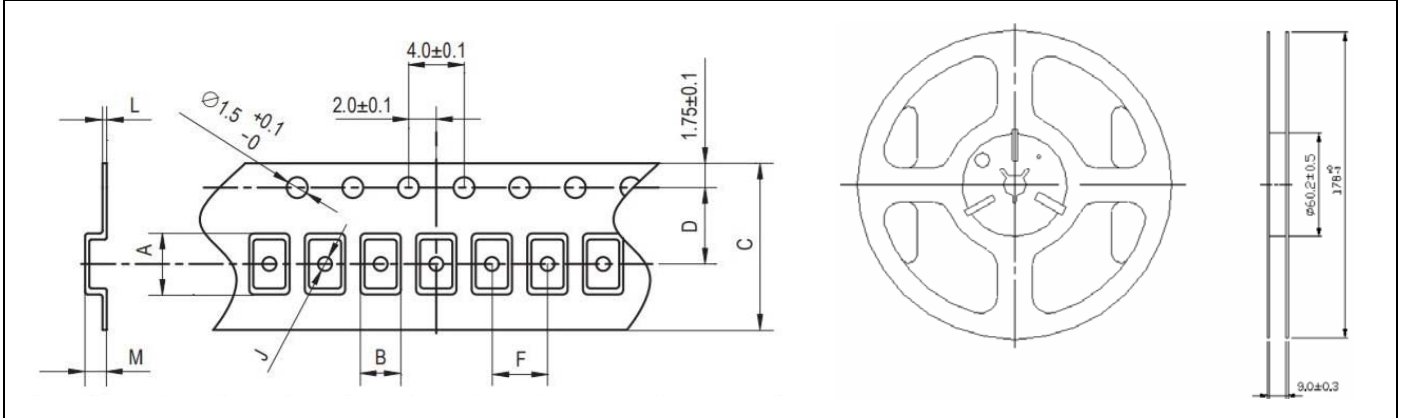


■ Part Numbering guide

e.g. JO3C-24M576-B25-B3

Logo	Quartz Crystal Oscillator	Series		Center Freq.		Operating Temp. Range	Freq. Stability		Supply voltage	Extra Code
J	O	3C	-	24M576	-	B	25	-	B	3

■ Taping Specification



The diagram shows a side view and a top view of a carrier tape. The side view includes dimensions: L (lead length), M (lead thickness), A (carrier height), J (pitch), B (component width), F (pitch), D (carrier width), C (total carrier length), and a hole diameter of  $\phi 1.5 \begin{smallmatrix} +0.1 \\ -0 \end{smallmatrix}$ . Specific dimensions are given as  $4.0 \pm 0.1$ ,  $2.0 \pm 0.1$ , and  $1.75 \pm 0.1$ . The top view shows a circular carrier with a diameter of  $\phi 6.0 \pm 0.5$  and a width of  $3.0 \pm 0.3$ .

A	B	C	D	F	J	L	M	Qty/Reel
$3.5 \pm 0.1$	$2.8 \pm 0.1$	$8.0 \pm 0.2$	$3.5 \pm 0.1$	$4.0 \pm 0.1$	$1.1 \pm 0.1$	$0.25 \pm 0.05$	$1.6 \pm 0.2$	3000pcs