


SMD Crystal Oscillators - J07E Series

LVPECL Output



6 Pad Version 7.0×5.0 mm

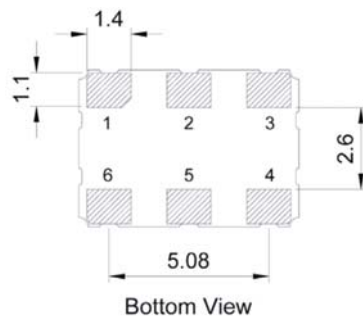
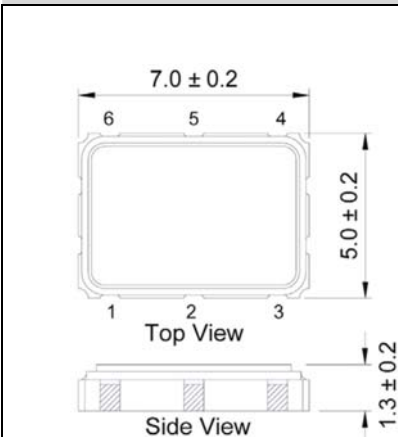
- LVPECL output, 3rd overtone solution.
- Excellent low phase noise and jitter.
- Supply voltage : 3.3V、2.5V.
- Tri-State function available.
- RoHS Compliant /Pb Free.

Standard Specification

PARAMETERS	Sign	SPECIFICATION 规格
Frequency Range	F0	25~200MHz
Oscillation Mode		3rd Overtone
Supply voltage	Vdd	2.5V、3.3V
Frequency Stability	FS	±50ppm, or specify
Input Current	I _{dd}	80mA max.
Operating Temp. Range:	T _{OPR}	-10~+70°C to -40~+125°C
Storage Temp. Range:	T _{STG}	-55~+125°C
Symmetry		45~55%、40~60%
Voltage min./max.	Vol/Voh	Vdd - 1.62V / Vdd - 1.025V
Rise and Fall Time	Tr/Tf	1ns max.
Start-up time		10ms max.
Aging (at 25°C)		±3ppm/year max.

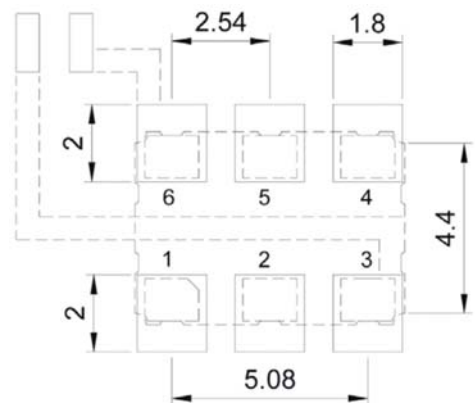
© All specification subject change without notice.

Dimensions (mm)



PAD FUNCTION:
 1: ENABLE CONTROL or NC
 2: ENABLE CONTROL or NC
 3: GND
 4: OUT
 5: OUTN
 6: VDD

Solder Pad Layout (mm)

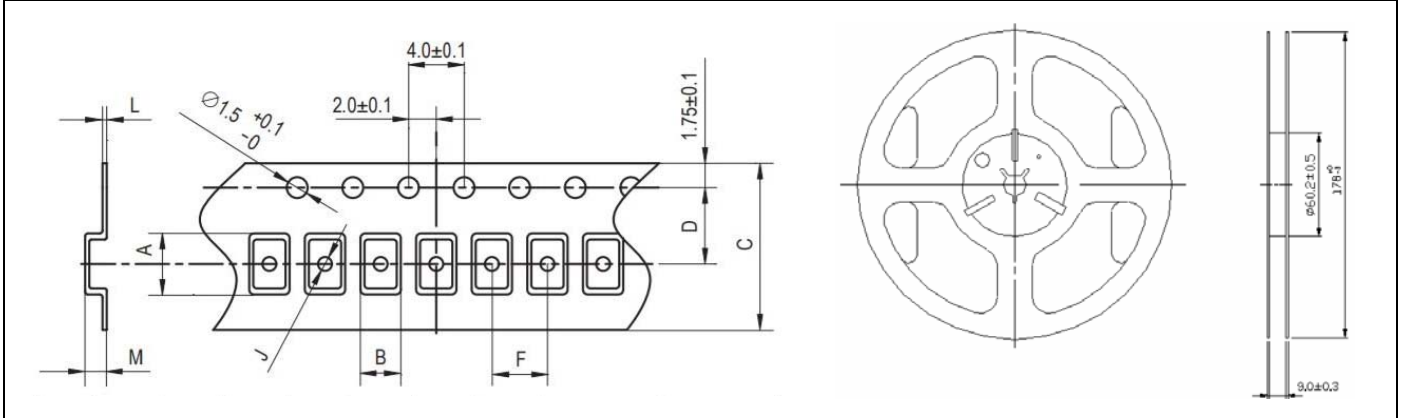


■ Part Numbering guide

e.g. JO7E-125M-B50-A3

Logo	Quartz Crystal Oscillator	Series		Center Freq.		Operating Temp. Range	Freq. Stability		Supply voltage	Extra Code
J	O	7E	-	125M	-	B	50	-	A	3

■ Taping Specification



The diagram shows a side view and a top view of a carrier tape. The side view includes dimensions: L (lead length), M (lead thickness), A (height), J (pitch), B (width), F (width), D (width), C (height), and a hole diameter of $\varnothing 1.5 \begin{smallmatrix} +0.1 \\ -0 \end{smallmatrix}$. The top view shows a circular carrier with a diameter of $\varnothing 6.0 \pm 0.5$ and a width of 3.0 ± 0.3 . A distance of 1.75 ± 0.1 is also indicated.

A	B	C	D	F	J	L	M	Qty/Reel
7.4±0.1	5.4±0.1	16.0±0.2	7.5±0.1	8.0±0.1	1.5±0.1	0.3±0.05	2.2±0.2	1000pcs